



Splash Essential

Damp-proof diffuser luminaire

It becomes clear at first glance that SPLASH ESSENTIAL is a robust luminaire with excellent quality of light and durability you can rely on. The housing and diffuser are made of high-quality polycarbonate. Combined with an intelligent sealing concept, this guarantees high impact resistance (IK10), excellent ingress protection (IP66) and safe application at temperatures from -25 °C to +40 °C. The opal diffuser delivers glare-free, wide-beam light for enhanced safety in the industrial environment. And all at an extremely attractive price.

FEATURES

Bowl and diffuser made of polycarbonate (PC)
light grey housing, with stainless steel connections
High luminous efficacy of up to 136 lm/W
Robust and impact resistant, up to IK10
IP66 protection rating
Operating temperature range -25 to +40 °C, operating temperature range with emergency unit 0 to +25 °C
All you need from a moisture-proof luminaire at an attractive price

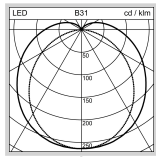
SPECIFICATIONS

For mounting on ceilings, walls and track, and for pendant mounting
Opal diffuser for enhanced glare control
Available with integral through-wiring
With an integrated motion sensor (that can be adjusted using a remote control) as an option
Wide-beam
ON/OFF or DALI2
Available with emergency unit (single battery 3 h)

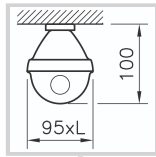
FIELDS OF APPLICATION

Industry: production plants, industrial plants and buildings, storage halls, multi-storey car parks, secondary rooms, basements

Splash Essential



A



B




C

Article number	Info	Length	Light control	Through-wiring	Notes	☒	☒
SPLASH ESS 1272 LED3000-840 WB ONF 2008.6350	3000 lm 4000 K neutral white	1272 mm	ON/OFF	without DV		A, B, C	1, 2, 3, 4
SPLASH ESS 1272 LED3000-840 WB ONF E3h 2008.6352	3000 lm 4000 K neutral white	1272 mm	ON/OFF	without DV	with emergency unit	A, B, C	1, 2, 3, 4
SPLASH ESS 1272 LED4000-840 WB DALI 2009.6143	4000 lm 4000 K neutral white	1272 mm	DALI2	without DV		A, B, C	1, 2, 3, 4
SPLASH ESS 1272 LED4000-840 WB DALI THW 2009.6144	4000 lm 4000 K neutral white	1272 mm	DALI2	5 x 2.5		A, B, C	1, 2, 3, 4
SPLASH ESS 1272 LED4000-840 WB ONF 2008.6355	4000 lm 4000 K neutral white	1272 mm	ON/OFF	without DV		A, B, C	1, 2, 3, 4
SPLASH ESS 1272 LED4000-840 WB ONF E3h 2008.6357	4000 lm 4000 K neutral white	1272 mm	ON/OFF	without DV	with emergency unit	A, B, C	1, 2, 3, 4
SPLASH ESS 1272 LED4000-840 WB ONF THW 2008.6356	4000 lm 4000 K neutral white	1272 mm	ON/OFF	5 x 2.5		A, B, C	1, 2, 3, 4
SPLASH ESS 1272 LED4000-840 WB ONF THW E3h 2008.6358	4000 lm 4000 K neutral white	1272 mm	ON/OFF	5 x 2.5	with emergency unit	A, B, C	1, 2, 3, 4
SPLASH ESS 1272 LED4000-865 WB DALI 2009.6145	4000 lm 6500 K cool daylight white	1272 mm	DALI2	without DV		A, B, C	1, 2, 3, 4
SPLASH ESS 1272 LED4000-865 WB ONF 2008.6360	4000 lm 6500 K cool daylight white	1272 mm	ON/OFF	without DV		A, B, C	1, 2, 3, 4
SPLASH ESS 1272 LED4000-865 WB ONF E3h 2008.6362	4000 lm 6500 K cool daylight white	1272 mm	ON/OFF	without DV	with emergency unit	A, B, C	1, 2, 3, 4
SPLASH ESS 1572 LED5000-840 WB DALI 2009.6146	5000 lm 4000 K neutral white	1572 mm	DALI2	without DV		A, B, C	1, 2, 3, 4
SPLASH ESS 1572 LED5000-840 WB DALI THW 2009.6147	5000 lm 4000 K neutral white	1572 mm	DALI2	5 x 2.5		A, B, C	1, 2, 3, 4
SPLASH ESS 1572 LED5000-840 WB DALI THW MAS 2009.6148	5000 lm 4000 K neutral white	1572 mm	DALI2	5 x 2.5	Master, with HF-based motion detector	A, B, C	1, 2, 3, 4, 5
SPLASH ESS 1572 LED5000-840 WB DALI THW SLV 2009.6149	5000 lm 4000 K neutral white	1572 mm	DALI2	5 x 2.5	Slave, for HF-based motion detector	A, B, C	1, 2, 3, 4
SPLASH ESS 1572 LED5000-840 WB ONF 2008.6367	5000 lm 4000 K neutral white	1572 mm	ON/OFF	without DV		A, B, C	1, 2, 3, 4
SPLASH ESS 1572 LED5000-840 WB ONF E3h 2008.6370	5000 lm 4000 K neutral white	1572 mm	ON/OFF	without DV	with emergency unit	A, B, C	1, 2, 3, 4
SPLASH ESS 1572 LED5000-840 WB ONF THW 2008.6369	5000 lm 4000 K neutral white	1572 mm	ON/OFF	5 x 2.5		A, B, C	1, 2, 3, 4
SPLASH ESS 1572 LED5000-840 WB ONF THW E3h 2008.6372	5000 lm 4000 K neutral white	1572 mm	ON/OFF	5 x 2.5	with emergency unit	A, B, C	1, 2, 3, 4
SPLASH ESS 1572 LED5000-865 WB DALI 2009.6150	5000 lm 6500 K cool daylight white	1572 mm	DALI2	without DV		A, B, C	1, 2, 3, 4
SPLASH ESS 1572 LED5000-865 WB ONF 2008.6374	5000 lm 6500 K cool daylight white	1572 mm	ON/OFF	without DV		A, B, C	1, 2, 3, 4
SPLASH ESS 1572 LED5000-865 WB ONF E3h 2008.6375	5000 lm 6500 K cool daylight white	1572 mm	ON/OFF	without DV	with emergency unit	A, B, C	1, 2, 3, 4
SPLASH ESS 1572 LED7200-840 WB DALI 2009.6151	7200 lm 4000 K neutral white	1572 mm	DALI2	without DV		A, B, C	1, 2, 3, 4
SPLASH ESS 1572 LED7200-840 WB DALI THW 2009.6152	7200 lm 4000 K neutral white	1572 mm	DALI2	5 x 2.5		A, B, C	1, 2, 3, 4
SPLASH ESS 1572 LED7200-840 WB DALI THW MAS 2009.6153	7200 lm 4000 K neutral white	1572 mm	DALI2	5 x 2.5	Master, with HF-based motion detector	A, B, C	1, 2, 3, 4, 5
SPLASH ESS 1572 LED7200-840 WB DALI THW SLV 2009.6154	7200 lm 4000 K neutral white	1572 mm	DALI2	5 x 2.5	Slave, for HF-based motion detector	A, B, C	1, 2, 3, 4
SPLASH ESS 1572 LED7200-840 WB ONF 2008.6380	7200 lm 4000 K neutral white	1572 mm	ON/OFF	without DV		A, B, C	1, 2, 3, 4
SPLASH ESS 1572 LED7200-840 WB ONF E3h 2008.6382	7200 lm 4000 K neutral white	1572 mm	ON/OFF	without DV	with emergency unit	A, B, C	1, 2, 3, 4
SPLASH ESS 1572 LED7200-840 WB ONF THW 2008.6381	7200 lm 4000 K neutral white	1572 mm	ON/OFF	5 x 2.5		A, B, C	1, 2, 3, 4
SPLASH ESS 1572 LED7200-840 WB ONF THW E3h 2008.6383	7200 lm 4000 K neutral white	1572 mm	ON/OFF	5 x 2.5	with emergency unit	A, B, C	1, 2, 3, 4

SPLASH ESS 1572 LED9100-840 WB DALI 2009.6155	9100 lm 4000 K neutral white	1572 mm	DALI2	without DV	A, B, C	1, 2, 3, 4
SPLASH ESS 1572 LED9100-840 WB ONF 2008.6385	9100 lm 4000 K neutral white	1572 mm	ON/OFF	without DV	A, B, C	1, 2, 3, 4

Accessories Splash Essential

1



2008.2937

UNVERSL EQP CHAIN 1000

Plain coil chain Universal in steel, zinc-plated

load max. 65 kg

L = 1000 mm

2



2008.2938


UNVERSL EQP CHAIN 1500

Plain coil chain Universal in steel, zinc-plated

load max. 65 kg

L = 1500 mm

3



2008.2939

UNVERSL EQP CHAIN 3000

Plain coil chain Universal in steel, zinc-plated

load max. 65 kg

L = 3000 mm

4



2008.2940

UNVERSL EQP CHAIN 5000

Plain coil chain Universal in steel, zinc-plated

load max. 65 kg

L = 5000 mm

5



2006.1450

SPLASH ESS EQP RC

Remote control Splash Essential for setting the sensor parameters

2 x AAA batteries [not included]