

Wiggle Tunable

In the Wiggle Tunable version the colour temperatures can be selected and dynamic colour-changing sequences defined. Given the stepless change between cool white and warm white, the user can select and set the colour temperature to generate the lighting atmosphere that best suits his/her needs and thus enhance his/her feeling of well-being.

FEATURES

- Colour temperature can be adjusted to enhance the user's feeling of well-being
- Stepless change between warm white and cool white light
- Flexible line of light, shape can be defined on site – lines, curves or circles
- Can be adapted on site to align with the architecture
- Can be formed to create a unique luminous object
- Different lengths can be combined: 1.5 m or multiples of 1.5 m
- Individual luminaires are mounted in continuous rows to create limitless lengths of lines or curves
- A few modular elements offer enormous design scope
- We can provide you with a selection of design ideas depicted on 1 : 1 scale mounting plans
- Design by Andreas Tobler

TECHNICAL DATA

System power	48 W, 96 W
Luminous flux of luminaire	4000 lm/1,5 m
Colour temperature	3000 K, 4000 K
Colour Rendering Index (CRI)	Ra ≥ 80
Maintained luminous flux	L80 (B50) 50'000h
Protection class	II
Ingress Protection	IP20
Colour consistency	SDCM 3
Photobiological safety	Risk group 0, no risk

Wiggle Tunable can be applied as a pendant luminaire or as a surface-mounted ceiling or wall luminaire and integrated flexibly into the architecture thanks to a series of individual modular elements that can be combined and adjusted to create the required shapes, curves and forms. Feel free to design the lighting layout as you think fit. We will not hold you back.

SPECIFICATIONS

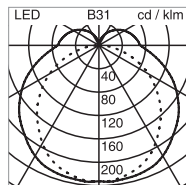
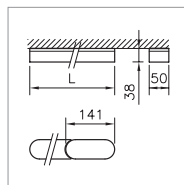
- Colour temperature: 2700–6500 K Tunable
- 2 versions: control using a smartphone and the MyLights Remote app or via integration in a DALI system
- Also available for pendant mounting – order wire suspension set separately
- Operating units included in delivery
- Operating units not integrated into the housing
- Wiggle 1.5 m, Wiggle 3 m, Wiggle extension 3 m, Wiggle circle Ø 1 m, Wiggle circle Ø 3 m
- Aluminium housing, silver
- Direct-indirect light emission, omni-directional
- Wiggle comprises 16 (32) inseparable elements which can be rotated against one another ±25° max.
- All versions suitable for emergency lighting (DC-compatible)

APPLICATION AREAS

- Office & Education:** reception rooms, counters, conference rooms
- Shop & Hospitality:** restaurants, foyers and lobbies, corridors, cafeterias, fitness studios



IP20 650°C 230V

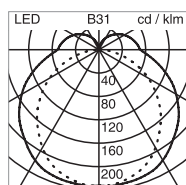
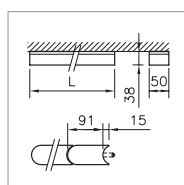


CEILING AND WALL MOUNTED LUMINAIRE WIGGLE TUNABLE LED

LINE OF LIGHT, SHAPE CAN BE DEFINED ON SITE

Incl. mounting clamp

System power	Luminous flux of luminaire	Colour temperature	Length	Colour	Light control	Ref. n°
40 W	3500 lm	2700–6500 K	approx. 1,51 m	silver	DALI	2001.4581
40 W	3500 lm	2700–6500 K	approx. 1,51 m	silver	MyLights Remote	2001.4586
80 W	7000 lm	2700–6500 K	approx. 2,98 m	silver	DALI	2001.4580
80 W	7000 lm	2700–6500 K	approx. 2,98 m	silver	MyLights Remote	2001.4585

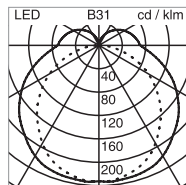
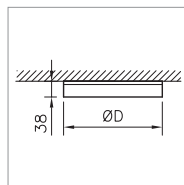


CEILING AND WALL MOUNTED LUMINAIRE WIGGLE TUNABLE LED

EXTENSION

Incl. mechanical connector and mounting clamps

System power	Luminous flux of luminaire	Colour temperature	Length	Colour	Light control	Ref. n°
80 W	7000 lm	2700–6500 K	approx. 2,98 m	silver	DALI	2001.4582
80 W	7000 lm	2700–6500 K	approx. 2,98 m	silver	MyLights Remote	2001.4587

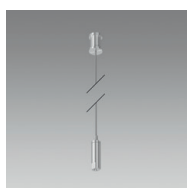


CEILING AND WALL MOUNTED LUMINAIRE WIGGLE TUNABLE LED

CIRCLE

Incl. mechanical connectors and mounting clamps, Wiggle Ø 3 m circle incl. 6 control gear units

System power	Luminous flux of luminaire	Colour temperature	Diameter	Colour	Light control	Ref. n°
80 W	7000 lm	2700–6500 K	approx. 0.97 m	silver	DALI	2001.4583
80 W	7000 lm	2700–6500 K	approx. 0.97 m	silver	MyLights Remote	2001.4588
240 W	21'000 lm	2700–6500 K	approx. 2.93 m	silver	DALI	2001.4584
240 W	21'000 lm	2700–6500 K	approx. 2.93 m	silver	MyLights Remote	2001.4589



WIRE SUSPENSION SET WIGGLE LED

Notes	Ref. n°
for 1.5 m lengths	1023.0156
for 3 m lengths	1023.0157
2 additional wire cables	1023.0158



DRILLING TEMPLATE WIGGLE LED

Notes	Ref. n°
for surface and pendant mounting, 1.5 m line	1023.0154
for surface and pendant mounting, 3 m line	1023.0155



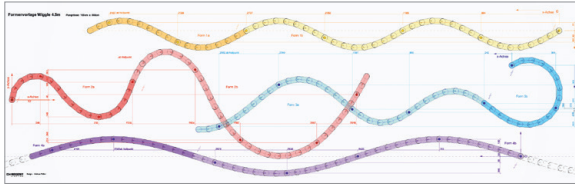
MOUNTING CLAMP SET WIGGLE LED

5 additional mounting clamps

Notes	Ref. n°
	1023.0159

MOUNTING PLAN WIGGLE LED

High-quality 1:1 scale mounting plan. Each mounting plan contains a number of design and application ideas, and can be spread out on the floor, thus allowing the luminaires to be aligned on site to create the desired shape. The optimum mounting points are marked clearly and can be projected onto the ceiling in line with the plan using a laser. All plans also available electronically to facilitate your project planning.

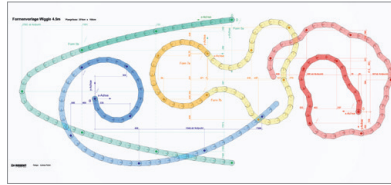


Notes

for 4,5 m lengths, V1

Ref. n°

2000.3413

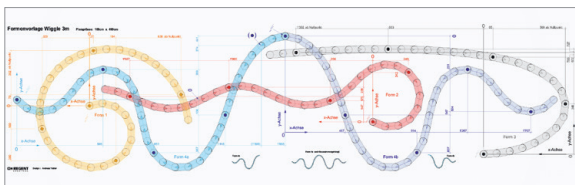


Notes

for 4,5 m lengths, V2

Ref. n°

2000.3414

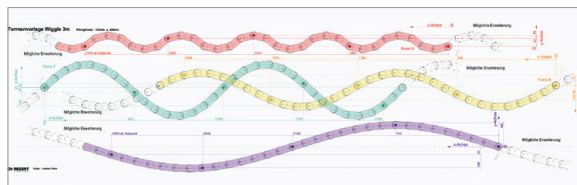


Notes

for 3 m lengths, V1

Ref. n°

2000.3411

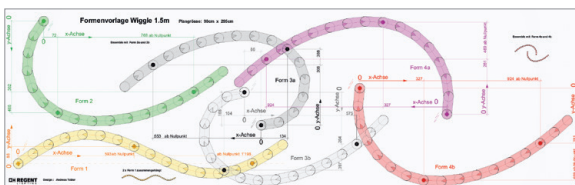


Notes

for 3 m lengths, V2

Ref. n°

2000.3412



Notes

for 1,5 m lengths

Ref. n°

2000.3410