

LIGHT INSPIRES

TRUE SWISS OFFICE LIGHTING


CONTENTS

6	APPLICATION AREAS
10	THE TECHNOLOGY PORTFOLIO
12	RECEPTION, WAITING ROOM
14	CIRCULATION AREA, CORRIDOR
16	STAIRCASE
18	OPEN-PLAN OFFICE
20	INDIVIDUAL OFFICE
24	MEETING ROOM
26	CONFERENCE ROOM
28	READING AREA, LOUNGE
30	CLASSROOM
32	CAFETERIA, BREAK ROOM
34	KITCHEN
36	LOCKER ROOM
38	TOILET AND WASHROOM
40	ARCHIVING, COPYING, FILING
42	TECHNICAL ROOM, SERVER ROOM

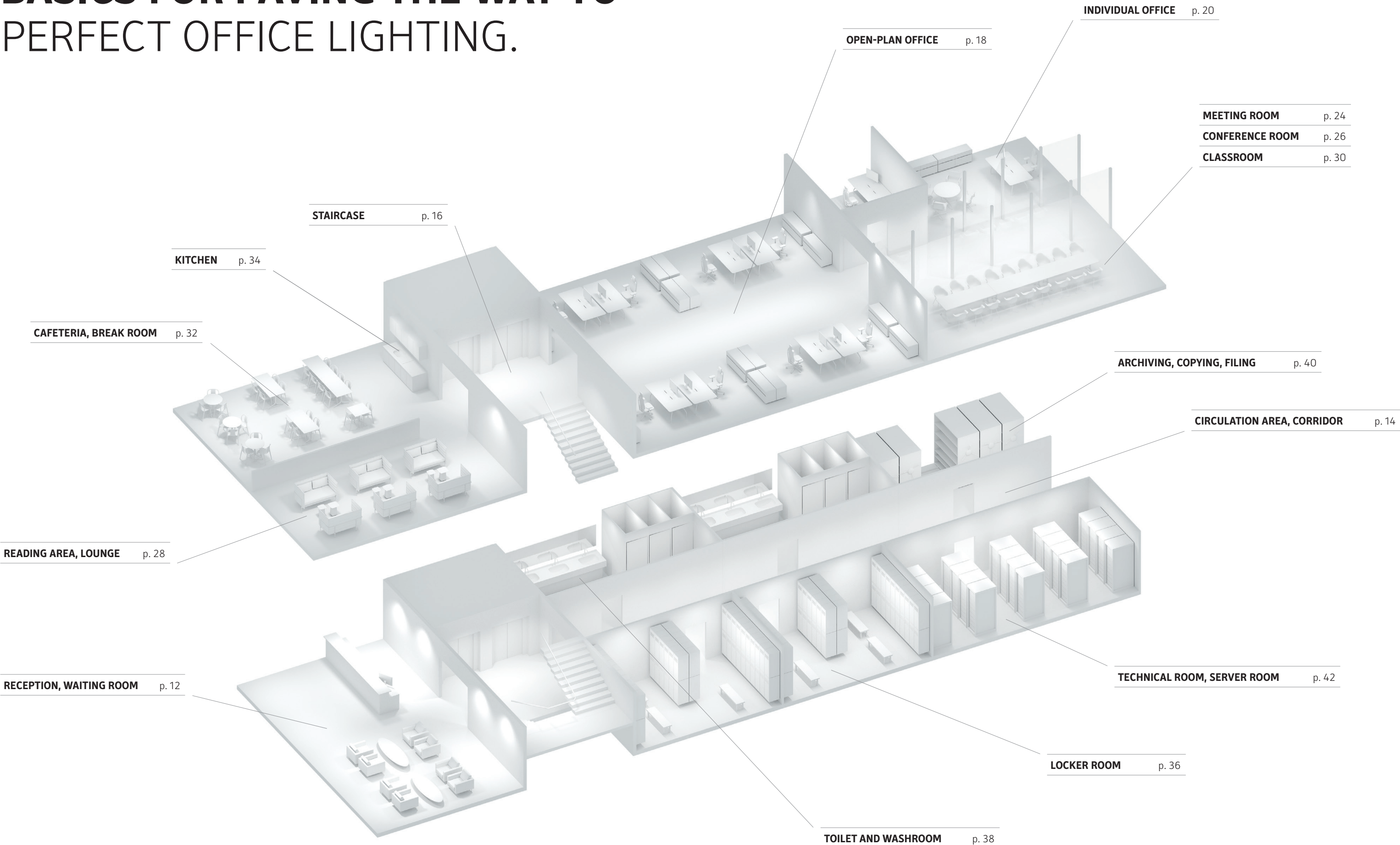
ALWAYS QUITE RIGHTLY THE FOCUS OF ATTENTION – **THE EMPLOYEE.**

The office world is subject to constant change. Digitalisation and global networking call for new types of work and are changing the way office environments are organised. In today's knowledge-based society, the individual plays an increasingly central role. It is essential he maintains his individual qualities and creative skills. Only when he feels comfortable in his working world is he able to apply his know-how to create innovative solutions. The environment in which he works must adjust to his needs more and more. And lighting plays a key part in all this – good lighting can be inspiring and promote performance.

Innovative lighting solutions coupled with intelligent control systems can bring natural daylight effects into the depth of interior spaces, address individual requirements and are part of the smart solution for the entire building. Thanks to sustainable lighting management technologies, office lighting is becoming flexible, user-friendly and highly efficient. Using innovative products and state-of-the-art technologies, and applying their tried and tested expertise and project consultancy services, Regent guarantees to deliver lighting solutions that respond to constant changes in the office world – both today and tomorrow.



BASICS FOR PAVING THE WAY TO PERFECT OFFICE LIGHTING.



LIGHTING TECHNOLOGY IN OFFICE ENVIRONMENTS.

LUMINOUS FLUX/LUMINOUS INTENSITY/ ILLUMINANCE

Luminous flux (lumens) describes the total light power emitted by a light source in the visible spectral range.

Luminous intensity (candela) is the part of the luminous flux that is radiated in a specific direction; it is graphically displayed in the form of a light distribution curve.

Illuminance (lux) describes the luminous flux falling on a specific surface. It is key to the planning of interior lighting, even though the human eye cannot perceive it directly.

Standards currently require **500 lx** on the working plane to ensure there is sufficient light for performing office tasks, e.g. reading of documents, working at computer screens.

GLARE

Glare can impede a person's vision considerably and reduces visual acuity (physiological glare) and visual comfort (psychological glare). A distinction is made between direct and indirect glare. Direct glare is caused by luminaires or surfaces with high luminance levels, such as windows for example. Reflected glare is generated indirectly by reflections on shiny surfaces. The better the glare control at the workplace, the easier it is to concentrate on one's work, and the less stressful it is to perform visual tasks.

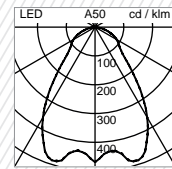
ENERGY EFFICIENCY

In order to be able to assess the efficiency of a lighting system, it is not only necessary to evaluate the performance of an individual luminaire, but also that of the overall solution. The result is quoted in installed load (watts) per square metre. This allows different lighting solutions featuring the same illuminance values to be compared. In order to qualify for Minergie certification, specific threshold values must be adhered to.

Typical values

Free-standing luminaire for a single workstation: 6500 lm

Requirement for an office workplace: 500 lx



Example of LDC of Dime

Typical values

Technical drawing	UGR ≤ 13 – 16
Office workplace	UGR ≤ 16 – 19
Reception desk	UGR ≤ 19 – 22
Archive	UGR ≤ 22 – 25

Typical values

Target value (threshold value)	
Circulation areas:	4.5 W/m ² (7.0 W/m ²)
Open-plan office:	9 W/m ² (12.5 W/m ²)

DYNAMIC LIGHT

The best light for us humans is daylight. That is to say, dynamic light that is in a constant state of change. This has an effect on our feeling of well-being, our concentration, our sense of tiredness – our mental state of mind. MyLights Tunable technology enables colour temperature to be continually adjusted from warm white to cool white light. Artificial light becomes dynamic. The lighting can be set to align with individual colour preferences. It is possible to simulate the natural course of daylight. For the first time it is possible to bring a feeling of the natural course of daylight to workplaces deep within the office space, which otherwise receive no daylight.

LUMINANCE /LUMINANCE DISTRIBUTION

Luminance (L [cd/m²]) is the only basic lighting parameter that is perceived by the eye. It determines the impression of brightness of a surface and depends heavily on the degree of reflectance (colour and surface).

If luminaires applied in office environments give rise to reflections on computer screens, the average luminance of each luminaire must not exceed certain threshold values. For example, at a beam angle of ≥ 65°, a luminance of **3000 cd/m²** must not be exceeded.

Balanced **luminance distribution** enhances visual comfort and prevents the space becoming gloomy and uncomfortable for the users. This requires balancing the different luminance values of all surfaces within the space that are defined by their reflection factor and illuminance.

SENSORS

The overall efficiency of a lighting system is of extreme importance. This can be increased substantially with the use of daylight sensors and presence detectors. That means that incident daylight can be used and the artificial light sources dimmed accordingly, while still maintaining standard-compliant illuminance levels. Given that workplaces are not always occupied, presence detectors can determine whether a person is at their workplace or not, and switch the light off, if no one is present.

Typical values

Colour temperatures of daylight
In the morning/evening: 5000 K
Mid-morning/afternoon: 5500 K
At noon: 5500 to 5800 K
Cloudy sky: 6500 to 7500 K

Typical values

Surfaces in the office:
max. 3000 cd/m² ≥ 65°

Uniformity in the area where the visual task is performed: U₀ = 0.6

Uniformity in circulation areas/corridors:
U₀ = 0.4

Typical values

The use of daylight sensors and presence detectors can save around 70% of the overall energy costs.

MY TECHNOLOGIES

THE TECHNOLOGY PORTFOLIO

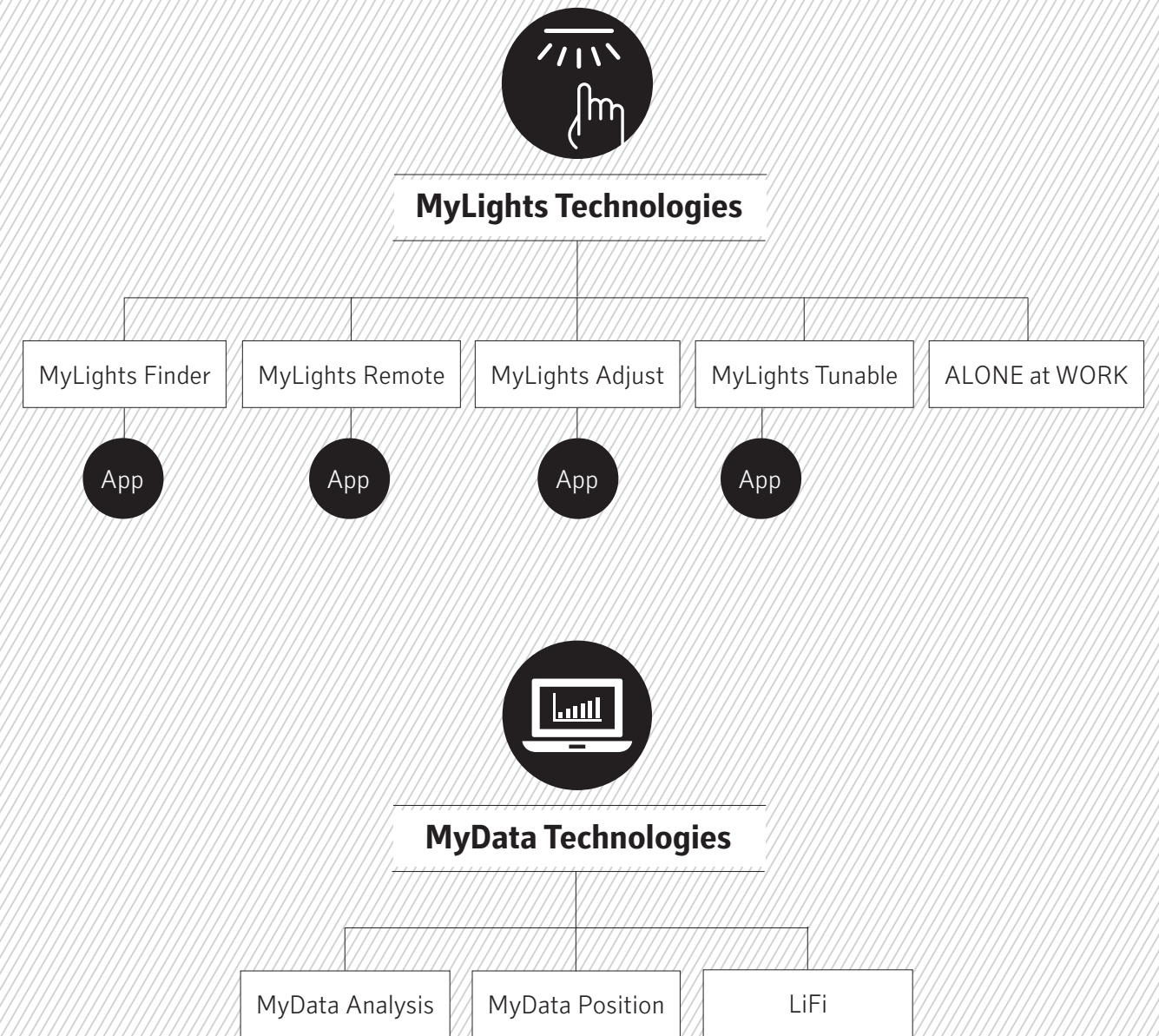
MYLIGHTS TECHNOLOGIES

Given our commitment to produce luminaires that enable individualised lighting solutions, we have used MyLights Technologies to create a range of innovative extensions. They can all be operated intuitively and are purposefully designed to meet clients' needs: the focus is always on the human being and individual preferences and requirements.

It is all about personalised light settings, and thus lighting conditions, at the workplace, MyLights Finder (which makes absolute sense in the case of desk sharing concepts where employees are free to choose at which desk they would like to work), simple control of luminaires via an app MyLights Remote or dynamic lighting that aligns with natural light over the course of the day (MyLights Tunable).

MYDATA TECHNOLOGIES

Whether you work in a store, an office or a warehouse – being able to access the right data in real time is a huge advantage. MyData Technologies offers software solutions for collecting real-time data: for example, in smart buildings data can be recorded to provide real-time information on the utilisation of workstations in offices (MyData Analysis) or to record how long shoppers spend in a store or in a specific department of a store (MyData Position).



Further information on our products can be found under www.regent.ch

MYLIGHTS FINDER

Desk-sharing means that office workers do not have an ascribed workplace – this can change depending on what the person is working on. Every office worker has his/her own idea of what ideal office lighting should look like: requirements change with age and depending on personal preference.

If the workstations are equipped with Tweak CLD LED with MyLights Finder, the office worker has the opportunity to save his preferred lighting settings using a smartphone app. The respective luminaire will adopt the setting automatically (via Bluetooth) – and the office worker will be greeted at any of the workstations by his preferred lighting setting. It is also possible to use your smartphone to control the luminaire locally.

ALONE AT WORK®

Regent have succeeded in applying efficiency-enhancing ALONEatWORK technology to network luminaires in open-plan office environments via optoelectronic communication technology, without emitting any harmful radiation. The "cloud of light" generated by a group of intelligent luminaires supports concentration and well-being, and creates a pleasant atmosphere in the space. As darkness falls at the close of the day, workstations still occupied in open-plan offices turn into solitary pools of light. The transition from light to dark is abrupt and staff find it harder to concentrate. ALONEatWORK dissolves these harsh transitions. All on its own, with optimised energy input, and without you having to reset or reprogram anything. You can even reposition the luminaires at any time. And specific luminaires can be retrofitted with ALONEatWORK optoelectronic communications technology, if required.

MYLIGHTS TUNABLE

The right colour temperature determines our feeling of well-being. However, artificial light can only perform to optimum effect, when it changes in line with daylight conditions over the course of the day. MyLights Tunable enables the colour temperature to be continuously adjusted from warm white to cool white light.

This allows the simulation of the natural course of daylight. That is to say: it is now possible to achieve dynamic lighting conditions also for workplaces deep within the space which do not receive any direct daylight.

RECEPTION, WAITING ROOM

FIRST IMPRESSIONS COUNT.

THE CHALLENGES

The reception area mirrors the quality of the whole company and projects the corporate image. This is where you meet your visitor – and is a chance to make, and leave, a positive and lasting impression. The lighting supports the atmosphere you wish to communicate. At the same time, you have the chance to accentuate specific details and highlight the architectural design as a reflection of your corporate quality. The design of the luminaires applied is the first indication of your company's approach and mindset.

THE SOLUTIONS


- Pleasant, friendly lighting, welcoming atmosphere (CI-compliant)
- Discreet accentuation of specific architectural features
- Light to support orientation
- Attractive luminaires to further enhance the atmosphere
- Use of daylight sensors to control the lighting
- Spotlights for accent lighting



SUITABLE PRODUCTS

Further information on our products can be found under www.regent.ch

RECESSED DOWNLIGHT



Echo

Zena

Polar Mini

Kronos

RECESSED CEILING, CEILING MOUNTED AND PENDANT LUMINAIRE



Purelite

Channel

Slash 2


Solo Slim

Item

Dime

Lightpad

CEILING MOUNTED LUMINAIRE




Flow

Wiggle

Torino

Milano

PENDANT LUMINAIRE



Tea

Lightup

Flow

Wiggle

Torino

Milano

FREESTANDING LUMINAIRE



Lightpad

LIGHTING CHECKLIST

Horizontal illuminance reception desk: 500 lx

Horizontal illuminance reception area in general: 300 lx

Colour rendering: CRI ≥ 80

Colour temperature: 3000 K, 4000 K, dynamic light

Maintained luminous flux: L80 50'000 h

Luminous efficacy: ≥ 100 lm/W

Glare control: UGR ≤ 22

Uniformity: U₀ 0.6

Control: static or dynamic

CIRCULATION AREA, CORRIDOR

WHERE IDEAS ARE EXCHANGED AND PEOPLE MEET.

THE CHALLENGES

Circulation areas have long been more than simply a means of connecting different rooms. This is where people meet and chat or exchange ideas. The lighting in such areas needs to provide orientation and a feeling of safety. In the past, corridors were often simply long, dark spaces with an oppressive atmosphere. This is no longer acceptable. In the event of danger or emergencies, escape and rescue routes must be illuminated to an optimum.

THE SOLUTIONS


- Uniform lighting
- Indirect component for enhanced ceiling illumination and sense of space
- Lines of light to support orientation
- Wide spread of light over vertical surfaces (walls)
- Point light sources for the accentuation of items on display



SUITABLE PRODUCTS

Further information on our products can be found under www.regent.ch

RECESSED DOWNLIGHT




Echo

Zena

Viva

Metra

RECESSED CEILING, CEILING MOUNTED AND PENDANT LUMINAIRE



Purelite

Channel


Slash 2

Solo Slim

Item

Dime

CEILING MOUNTED LUMINAIRE



Flow

Wiggle

Torino

Milano

PENDANT LUMINAIRE



Lightup

Flow

Wiggle

Torino

Milano

LIGHTING CHECKLIST

Horizontal illuminance on the floor: 100 lx

Colour rendering: CRI ≥ 80

Colour temperature: 3000 K, 4000 K

Maintained luminous flux: L80 50'000 h

Luminous efficacy: ≥ 100 lm/W

Uniformity: U₀ 0.4

Glare control: UGR ≤ 22

STAIRCASE


THE SAFE LINK BETWEEN UPSTAIRS AND DOWNSTAIRS.

THE CHALLENGES

Safety is naturally of prime importance in stairwells. But there are other requirements that need to be met. The staircase itself may be an architectural feature and light is required for highlighting purposes. It can make narrow stairwells appear more spacious. The right lighting guarantees safety when it ensures the steps are clearly visible. Emergency lighting clearly marks the escape routes.

THE SOLUTIONS


- The lighting must be standard compliant
- Uniform lighting
- Indirect component for enhanced ceiling illumination and sense of space
- Wide spread of light over vertical surfaces (walls), high contrast on the steps
- Different luminaire designs to support the architectural design
- Inviting atmosphere in the lift lobby using presence sensors or daylight sensors



SUITABLE PRODUCTS

Further information on our products can be found under www.regent.ch

RECESSED DOWNLIGHT




Echo

Zena

Viva

Metra

RECESSED CEILING, CEILING MOUNTED AND PENDANT LUMINAIRE



Purelite

Channel


Slash 2

Solo Slim

Item

Dime

PENDANT LUMINAIRE




Flow

Wiggle

Torino

Milano

CEILING MOUNTED LUMINAIRE



Flow

Wiggle

Torino

Milano

Liso

LIGHTING CHECKLIST

Horizontal illuminance on the floor: 100 lx

Colour rendering: CRI ≥ 80

Colour temperature: 3000 K, 4000 K

Maintained luminous flux: L80 50'000 h

Luminous efficacy: ≥ 100 lm/W

Uniformity: U₀ 0.4

OPEN-PLAN OFFICE

WHERE INDIVIDUAL WELL-BEING COUNTS EVEN MORE.

THE CHALLENGES

People spend most of their waking hours at work. Generating an atmosphere to enhance employees' feeling of well-being will ensure that they find the time they spend at work pleasant and fulfilling. In order to address individual needs at the workplace, each employee must be able to adjust the lighting to suit his/her personal requirements. Lighting that is stimulating, or adjusted to simulate daylight conditions in spaces that receive little or no daylight (dynamic light) can improve people's ability to concentrate.

Continuously changing office layouts, the various uses of the different zones within the office space are put to, and the flexible use of workstations must be taken into consideration when designing the lighting.

THE SOLUTIONS

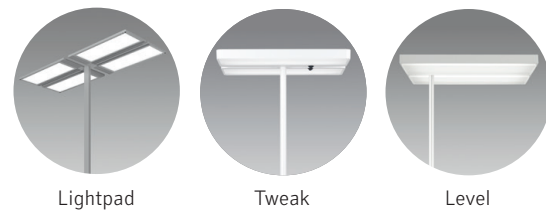
- Task lighting for workstations: ergonomic lighting of the workplace
- Avoid reflection of light on monitors, and direct glare
- Glare-free luminaires
- Avoid strong brightness contrasts caused by indirect lighting, and increase illuminance on vertical surfaces
- Use presence detectors and daylight sensors to save up to 70% energy and for autonomous adaptation
- Use MyLights Tunable technology
- Strict uniform lighting layout for integration into the architecture; simple to handle in the case of changes in the office layout
- Flexible lighting layout for personalised workplace lighting and mobile solution



SUITABLE PRODUCTS

Further information on our products can be found under www.regent.ch

FREESTANDING LUMINAIRE

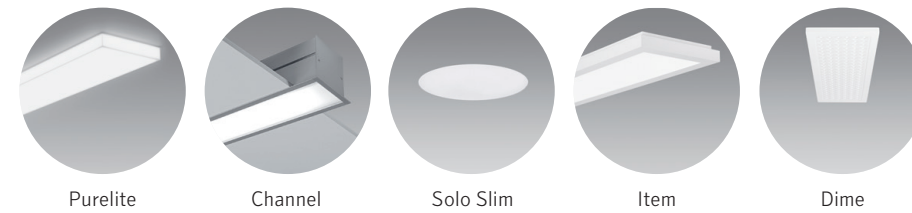


Lightpad

Tweak

Level

RECESSED CEILING, CEILING MOUNTED AND PENDANT LUMINAIRE



Purelite

Channel

Solo Slim

Item

Dime

Echo

RECESSED DOWNLIGHT



Echo

PENDANT LUMINAIRE




Lightup

Torino

Milano

CEILING MOUNTED LUMINAIRE



Torino

Milano

LIGHTING CHECKLIST

Horizontal illuminance: 500 lx

Cylindrical illuminance: min. 150 lx

Luminance: $L_{max} \geq 65^\circ \leq 3000 \text{ cd/m}^2$

Colour rendering: CRI ≥ 80

Colour temperature: 3000 K, 4000 K, dynamic light

Maintained luminous flux: L80 50'000 h

Luminous efficacy: $\geq 100 \text{ lm/W}$

Glare control: UGR ≤ 19

Uniformity: $U_0 \leq 0.6$

INDIVIDUAL OFFICE

ENHANCED WELL-BEING
INCREASES EFFICIENCY.

THE CHALLENGES

The employee must feel comfortable at his/her place of work. The right lighting not only enhances his/her feeling of well-being, but also enables the employee to work more efficiently. Even in the case of fully automated workplace lighting concepts, it must be possible for the employee to adjust the lighting to meet his/her individual needs. The lack of daylight in the depths of the space need to be simulated. Only when the lighting in the overall space is perfectly aligned to the concept for illuminating the workplace can the optimum working atmosphere be guaranteed.

THE SOLUTIONS

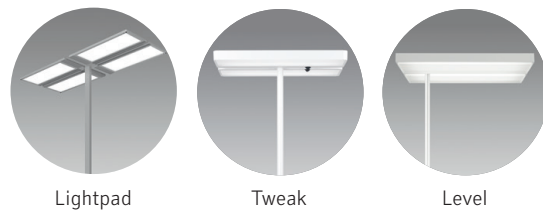
- Pleasant distribution of luminance throughout the space through the ideal combination of general and workplace lighting
- Feeling of safety around the clock by the provision of adequate lighting, to avoid dark corners
- Horizontal illuminance
- Workplace lighting



SUITABLE PRODUCTS

Further information on our products can be found under www.regent.ch

FREESTANDING LUMINAIRE

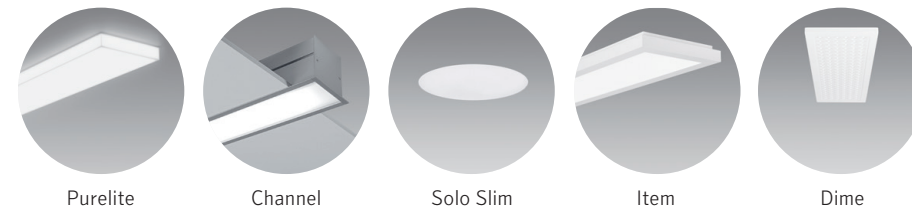


Lightpad

Tweak

Level

RECESSED CEILING, CEILING MOUNTED AND PENDANT LUMINAIRE



Purelite


Channel

Solo Slim

Item

Dime


RECESSED DOWNLIGHT



Echo

Zena

PENDANT LUMINAIRE




Lightup

Torino

Milano

CEILING MOUNTED LUMINAIRE



Torino

Milano

LIGHTING CHECKLIST

Horizontal illuminance: 500 lx

Cylindrical illuminance: min. 150 lx

Luminance: $L_{max} \geq 65^\circ \leq 3000 \text{ cd/m}^2$

Colour rendering: CRI ≥ 80

Colour temperature: 3000 K, 4000 K, dynamic light

Maintained luminous flux: L80 50'000 h

Luminous efficacy: $\geq 100 \text{ lm/W}$

Glare control: UGR ≤ 19

Uniformity: $U_0 \leq 0.6$



MEETING ROOM

DEVELOPING NEW IDEAS TOGETHER.

THE CHALLENGES

Whether working in pairs or in larger groups – meeting rooms are primarily used for discussion and to achieve clarity or to reach common solutions. Not every space lends itself to such activities from the start. The furnishings and lighting need to create the kind of inspiring atmosphere that will promote dialogue. At the same time, such rooms are also expected to represent corporate values. It is then that meeting rooms can become what they are supposed to be – places where new ideas can come into being.

THE SOLUTIONS

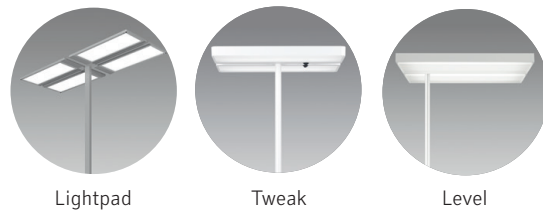
- Task lighting for workstations: shielded luminaires with a selection of light scenes
- Glare-free luminaires
- Avoidance of strong brightness contrasts through the use of indirect lighting
- Vertical illumination of the faces of those present for enhanced communication and recognisability in the case of video conferences
- Intuitive selection of light scenes



SUITABLE PRODUCTS

Further information on our products can be found under www.regent.ch

FREESTANDING LUMINAIRE

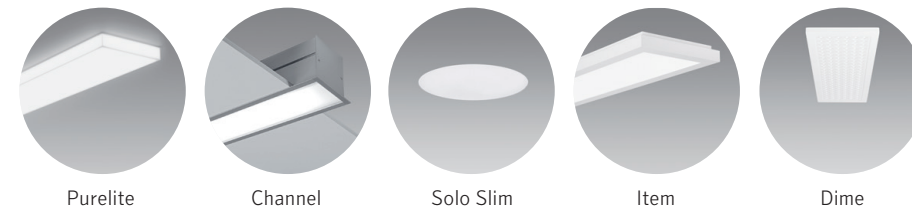


Lightpad

Tweak

Level

RECESSED CEILING, CEILING MOUNTED AND PENDANT LUMINAIRE



Purelite


Channel

Solo Slim

Item

Dime


RECESSED DOWNLIGHT



Echo

Zena

PENDANT LUMINAIRE



Lightup

CEILING MOUNTED LUMINAIRE



Torino

Milano

LIGHTING CHECKLIST

Horizontal illuminance: 500 lx

Cylindrical illuminance: min. 150 lx

Luminance: $L_{max} \geq 65^\circ \leq 3000 \text{ cd/m}^2$

Colour rendering: CRI ≥ 80

Colour temperature: 3000 K, 4000 K, dynamic light

Maintained luminous flux: L80 50'000 h

Luminous efficacy: $\geq 100 \text{ lm/W}$

Glare control: UGR ≤ 19

Uniformity: $U_0 \geq 0.6$

CONFERENCE ROOM

INSPIRING OTHERS AND GAINING ACCEPTANCE FOR NEW IDEAS.

THE CHALLENGES

The conference room provides a multi-functional framework for meetings and presentations that will impact further corporate strategies and activities. When developing an efficient, sophisticated lighting concept, it is necessary to consider the architecture of the space and the different requirements the space needs to meet. Presentations, video and telephone conferences require specific lighting solutions. Conference rooms are a business card for the whole company. They need to be representative without being pretentious.

THE SOLUTIONS


- Ability to respond fast and flexibly to changing requirements with the aid of appropriate and multi-functional lighting
- Intelligent control system for easy operation of media and lighting scenarios
- Pleasant luminance distribution in the room is essential in order to be able to control the overall atmosphere to an optimum.



SUITABLE PRODUCTS

Further information on our products can be found under www.regent.ch

CEILING MOUNTED LUMINAIRE



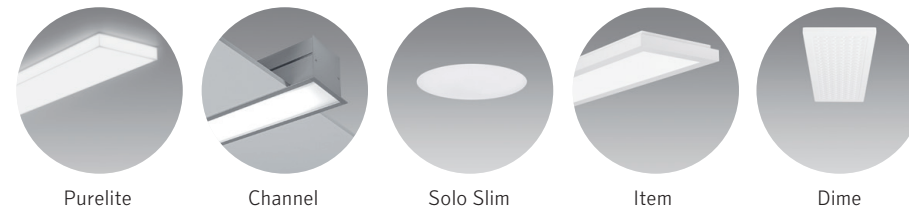
Flow

Wiggle

Torino

Milano

RECESSED CEILING, CEILING MOUNTED AND PENDANT LUMINAIRE



Purelite


Channel

Solo Slim

Item

Dime


RECESSED DOWNLIGHT



Echo

Zena

PENDANT LUMINAIRE



Lightup

Wiggle

LIGHTING CHECKLIST

Room-related lighting: 500 lx

Cylindrical illuminance: min. 150 lx

Luminance: $L_{max} \geq 65^\circ \leq 3000 \text{ cd/m}^2$

Colour rendering: CRI ≥ 80

Colour temperature: 3000 K, 4000 K, dynamic light

Maintained luminous flux: L80 50'000 h

Luminous efficacy: $\geq 100 \text{ lm/W}$

Glare control: UGR ≤ 19

Uniformity: $U_0 \leq 0.6$

READING AREA, LOUNGE

WHERE REST AND RELAXATION
INCREASE EFFICIENCY.

THE CHALLENGES

Every company needs to offer its employees the chance to retreat to somewhere quieter from time to time. Such spaces serve to merge work and relaxation. It all depends on how the space is divided up and furnished. And on a lighting concept that is designed to generate the right atmosphere and increase concentration. The lighting design must be able to align to changes in spatial conditions and meet the needs of different users. It should be stimulating in two senses of the word: lighting to create areas of calm as well as for facilitating efficient work processes.

THE SOLUTIONS


- Simple to control
- Individual settings possible, dynamic light
- Decorative luminaires
- Presence detectors



SUITABLE PRODUCTS

Further information on our products can be found under www.regent.ch

RECESSED DOWNLIGHT



Echo

Zena

RECESSED CEILING, CEILING MOUNTED AND PENDANT LUMINAIRE



Purelite

Channel


Slash 2

Solo Slim

Item

Dime

CEILING MOUNTED LUMINAIRE



Flow

Wiggle

Torino

Milano

PENDANT LUMINAIRE



Tea

Lightup

Flow

Wiggle

Torino

Milano

LIGHTING CHECKLIST

Illuminance: depending on the desired atmosphere / up to 500 lx

Colour rendering: CRI ≥ 80

Colour temperature: 3000 K, 4000 K, dynamic light

Maintained luminous flux: L80 50'000 h

Luminous efficacy: ≥ 100 lm/W

Uniformity: U₀ 0.6

CLASSROOM

TO ENSURE LEARNING SUCCESS.

THE CHALLENGES

The right light promotes learning. Good lighting helps learners to process information and remain focussed. Different media are used in training sessions and the trainer, or educator, will want to switch from time to time. Learners need to adapt quickly from desk to interactive whiteboard and consequently focus on the teacher or other students. This places higher demands on the lighting and the lighting control. Whatever the task at hand is – the main line of vision in the room remains forward-facing, even if people are free to choose where to sit, or when they are working at the computer.

THE SOLUTIONS

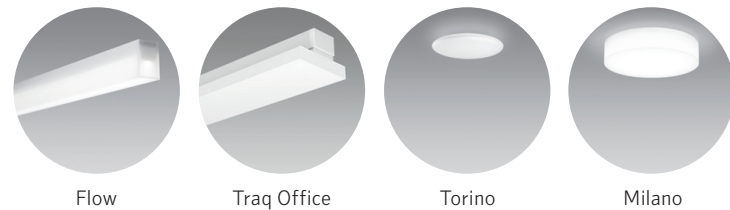
- Different light scenes for presentations, group work or videos
- Appropriate, multi-functional lighting enables users to adapt quickly to continually changing situations.
- With the aid of intuitive lighting control, the light can be set to suit individual preferences or for specific visual tasks.



SUITABLE PRODUCTS

Further information on our products can be found under www.regent.ch

CEILING MOUNTED LUMINAIRE



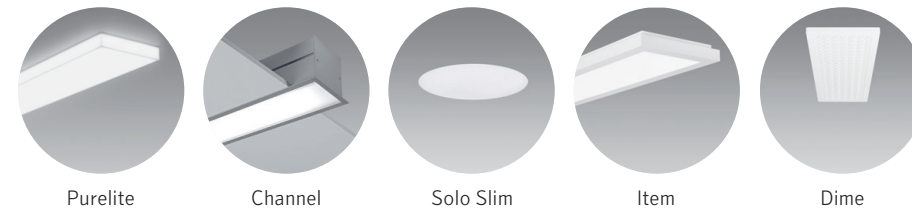
Flow

Traq Office

Torino

Milano

RECESSED CEILING, CEILING MOUNTED AND PENDANT LUMINAIRE



Purelite


Channel

Solo Slim

Item

Dime


RECESSED DOWNLIGHT



Echo

Zena

PENDANT LUMINAIRE



Lightup

Traq Office

Torino

Milano

LIGHTING CHECKLIST

Room-related lighting: up to 500 lx

Cylindrical illuminance: min. 150 lx

Luminance: $L_{max} \geq 65^\circ \leq 3000 \text{ cd/m}^2$

Colour rendering: CRI ≥ 80

Colour temperature: 3000 K, 4000 K, dynamic light

Maintained luminous flux: L80 50'000 h

Luminous efficacy: $\geq 100 \text{ lm/W}$

Glare control: UGR ≤ 19

Uniformity: $U_0 \geq 0.6$ ($U_0 \geq 0.7$ for blackboards)

CAFETERIA, BREAK ROOM

FOOD FOR THE EYES
WHETS YOUR APPETITE.

THE CHALLENGES

Employees use break rooms when they want to relax, need a change of scenery, or fancy a chat with colleagues. In a relaxed environment, employees find they can converse at ease and enjoy a break from work. The right coffee, the right furnishings, and the right light all go towards creating a space in which to recuperate and hold constructive conversations. If there is also the opportunity to order and enjoy food, this must be lit to look attractive and appetising. The checkout area is subject to various labour standards, which encompass more specific requirements.

THE SOLUTIONS


- Pleasant, calm lighting to generate relaxing atmospheres
- The avoidance of direct glare and reflections of surfaces likewise makes for a calming effect
- High illuminance levels at the serving counters



SUITABLE PRODUCTS

Further information on our products can be found under www.regent.ch

RECESSED DOWNLIGHT




Echo

Zena

Polar Mini

Metra

RECESSED CEILING, CEILING MOUNTED AND PENDANT LUMINAIRE



Purelite

Channel


Slash 2

Solo Slim

Item

Dime

PENDANT LUMINAIRE



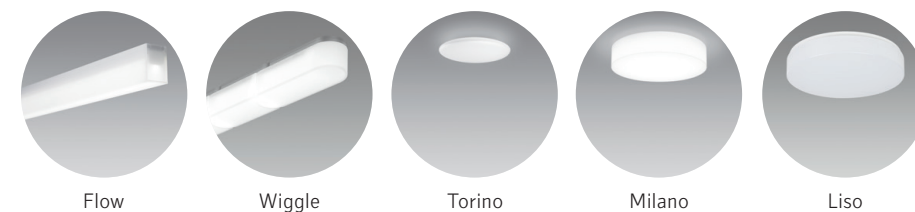
Flow

Wiggle

Torino

Milano

CEILING MOUNTED LUMINAIRE



Flow

Wiggle

Torino

Milano

Liso

TRACK SPOTLIGHT



Globo Mini

LIGHTING CHECKLIST

Horizontal illuminance: 300 lx on the buffet, 200 lx in the dining area

Colour rendering: CRI ≥ 80

Colour temperature: 3000 K, 4000 K, dynamic light

Maintained luminous flux: L80 50'000 h

Luminous efficacy: ≥ 100 lm/W

Glare control: UGR ≤ 22

Uniformity: U₀ 0.4

KITCHEN

SAFE KITCHENS MAKE FOR GOOD COOKS.

THE CHALLENGES

Kitchens are very special work environments with extremely strict norm requirements. This is due to the fact that the people working here are exposed to significant variations in temperature and humidity, which also means that their health and safety is at risk. Strict regulations also apply when it comes to the processing, assessment and control of foodstuffs. The high demands for hygiene and cleanliness also play an important role. In order to achieve highest quality lighting, serious attention must be paid to colour rendering. The right lighting can help prevent accidents at work.

THE SOLUTIONS

- IP-ratings must be adhered to
- High quality of light
- Easy to keep clean to ensure a long lifespan and low maintenance
- Resistance to harsh chemical substances
- Natural colour rendering



LIGHTING CHECKLIST
Horizontal illuminance: 500 lx
Colour rendering: CRI ≥ 90
Colour temperature: 3000 K, 4000 K
Maintained luminous flux: L80 50'000 h
Luminous efficacy: ≥ 100 lm/W
Glare control: UGR ≤ 22
Uniformity: U ₀ 0.6

SUITABLE PRODUCTS

Further information on our products can be found under www.regent.ch

RECESSED DOWNLIGHT




Echo

CEILING MOUNTED LUMINAIRE



Traq




Liso

INDIVIDUAL BATTEN LUMINAIRE



Board



Zolid

PENDANT LUMINAIRE




Traq

DAMP-PROOF DIFFUSER LUMINAIRE



Splash Essential

TUBULAR LUMINAIRE



Zug

RECESSED LUMINAIRE, PROTECTED AGAINST DUST AND WATER INGRESS



Puro

LOCKER ROOM

WHERE WORK BEGINS.

THE CHALLENGES

In locker rooms the situation is very similar to that of sanitary facilities, except that the requirements for hygiene are not quite so strict. Given that these spaces also include cubicles or places for people to change or remove clothing, a lighting solution must be found that supports this use of the space. Presence detectors reduce the energy consumption. Special attention must be paid to the lighting for or around the mirrors.

THE SOLUTIONS


- Clearly defined lighting for individual zones
- Vertical illumination for the lockers
- Presence detectors
- Use of IP-rated luminaires
- Uniform lighting
- Correct positioning to avoid reflections
- Cubicle lighting



SUITABLE PRODUCTS

Further information on our products can be found under www.regent.ch

RECESSED DOWNLIGHT



Echo

Zena

Viva

Metra

RECESSED CEILING, CEILING MOUNTED AND PENDANT LUMINAIRE



Purelite

Channel

Slash 2

Item

Dime


PENDANT LUMINAIRE



Flow

Traq

CEILING MOUNTED LUMINAIRE



Traq

Flow

INDIVIDUAL BATTEN LUMINAIRE



Board

DAMP-PROOF DIFFUSER LUMINAIRE



Splash Essential

LIGHTING CHECKLIST

Horizontal illuminance: 200 lx

Colour rendering: CRI ≥ 80

IP rating: IPX4

Colour temperature: 3000 K, 4000 K, dynamic light

Maintained luminous flux: L80 50'000 h

Luminous efficacy: ≥ 100 lm/W

Glare control: UGR ≤ 25

Uniformity: U₀ 0.4

TOILET AND WASHROOM

PRIVATE SPHERE QUALITY WITH A CALL FOR HYGIENE.

THE CHALLENGES

First and foremost sanitary facilities must be hygienic. They need to be cleaned regularly and this can only be performed efficiently and effectively when the facilities are adequately illuminated. Given that toilets and cubicles are separated by partitions, a lighting solution must be found that can be applied in the individual spaces. Presence detectors can be used to lower energy consumption. The choice of luminaire design, also in this case, reflects the corporate image.

THE SOLUTIONS


- Toilets and washrooms require a lighting solution that is clearly defined to serve the individual spaces and meets decorative demands
- Presence detector
- Use of luminaires protected against water spray
- Uniform lighting and correct positioning to avoid reflections
- Cubicle lighting



SUITABLE PRODUCTS

Further information on our products can be found under www.regent.ch

RECESSED DOWNLIGHT




Echo

Zena

Viva

Metra

RECESSED CEILING, CEILING MOUNTED AND PENDANT LUMINAIRE



Purelite

Channel


Slash 2

Solo Slim

Item

Dime

CEILING MOUNTED LUMINAIRE



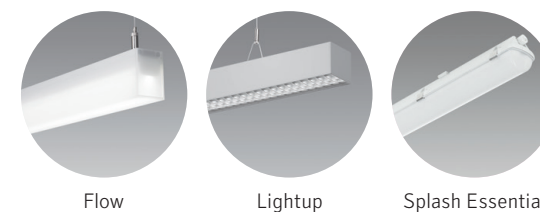
Flow

Torino

Milano

Liso

PENDANT LUMINAIRE



Flow

Lightup

Splash Essential

LIGHTING CHECKLIST

Horizontal illuminance: 200 lx

Colour rendering: CRI ≥ 80

IP-rating: IPX4 or higher

Colour temperature: 3000 K, 4000 K, dynamic light

Maintained luminous flux: L80 50'000 h

Luminous efficacy: ≥ 100 lm/W

Glare control: UGR ≤ 25

Uniformity: U₀ 0.4

ARCHIVING, COPYING, FILING

FILED BUT NOT FORGOTTEN.

THE CHALLENGES

Archives have a very clear job to do. Given the legal obligation to archive important documents, these rooms are required for the safe, long-term storage of files, copies and originals. This requires the shelving to be adequately illuminated to enable the legibility of file folder labels at a reasonable distance. Without incident daylight, and as efficiently as possible.

THE SOLUTIONS

- High vertical illuminances to enable archived material to be located easily
- Presence detector
- Increased efficiency
- Uniform lighting in the aisles



LIGHTING CHECKLIST

Horizontal illuminance: 300 lx

Colour rendering: CRI ≥ 80

Colour temperature: 3000 K, 4000 K

Maintained luminous flux: L80 50'000 h

Luminous efficacy: ≥ 100 lm/W


Uniformity: U₀ 0.4

SUITABLE PRODUCTS


Further information on our products can be found under www.regent.ch

RECESSED CEILING, CEILING MOUNTED AND PENDANT LUMINAIRE

INDIVIDUAL BATTEN LUMINAIRE



Purelite



Channel



Slash 2



Item



Dime



Board

RECESSED DOWNLIGHT

CEILING MOUNTED LUMINAIRE



Echo




Zena



Viva



Metra



Liso



Geo

TECHNICAL ROOM, SERVER ROOM

ANCILLARY SPACES THAT ARE KEY TO COMPANY ACTIVITIES.

THE CHALLENGES

These are rooms for storing tools, cleaning equipment or servers. The approach to the lighting design must be relatively pragmatic, given that the expectations of the lighting are low. The primary focus is on cost optimisation through the use of efficient presence detectors that guarantee uniform lighting when someone is present in the space.

THE SOLUTIONS

- Simple luminaire
- High efficiency
- Presence detectors
- Luminaires easy to install
- Uniform lighting



LIGHTING CHECKLIST

Horizontal illuminance: 100 lx, 200 lx

Colour rendering: CRI ≥ 80

Colour temperature: 3000 K, 4000 K

Maintained luminous flux: L80 50'000 h

Luminous efficacy: ≥ 100 lm/W


Glare control: UGR ≤ 25

Uniformity: U₀ 0.4


SUITABLE PRODUCTS

Further information on our products can be found under www.regent.ch

RECESSED DOWNLIGHT



Viva




Metra

CEILING MOUNTED LUMINAIRE




Traq



Geo

RECESSED CEILING LUMINAIRE



Geo

PENDANT LUMINAIRE



Traq

DAMP-PROOF DIFFUSER LUMINAIRE



Splash Essential

INDIVIDUAL BATTEN LUMINAIRE



Board

Contact

Hauptsitz Schweiz Regent Beleuchtungskörper AG, Dornacherstrasse 390, Postfach 139, CH-4018 Basel, Tel. +41 61 335 51 11, Fax +41 61 335 52 01, info.bs@regent.ch **Bern** Regent Beleuchtungskörper AG, Jupiterstrasse 15, Postfach 170, CH-3000 Bern 15, Tel. +41 31 940 10 10, Fax +41 31 940 10 11, info.be@regent.ch **Genève** Régent Appareils d'éclairage SA, Rue de Saint-Jean 30, CH-1203 Genève, Tél. +41 22 340 34 00, Fax +41 22 340 38 82, info.ge@regent.ch **Lausanne** Régent Appareils d'éclairage SA, Chemin du Rionzi 60, Case postale 432, CH-1052 Le Mont-sur-Lausanne, Tél. +41 21 642 02 02, Fax +41 21 648 21 19, info.ls@regent.ch **Lugano** Regent Illuminazione SA, Via al Mulino 22, CH-6814 Cadempino, Tel. +41 91 966 77 33, Fax +41 91 967 11 01, info.ti@regent.ch **Zürich** Regent Beleuchtungskörper AG, Luggwegstrasse 9, CH-8048 Zürich, Tel. +41 44 497 31 11, Fax +41 44 497 31 61, info.zh@regent.ch **Head Office International** Regent Beleuchtungskörper AG, Dornacherstrasse 390, P.O. Box 139, CH-4018 Basel Switzerland, Tel. +41 61 335 53 70, Fax +41 61 335 55 96, export.bs@regent.ch **Deutschland** Regent Licht GmbH, Plange Mühle 1, D-40221 Düsseldorf, Tel. +49 211 598 972 10, Fax +49 211 598 972 59, info@regent-licht.de **France** Régent Appareils d'éclairage SA, Siège social, 38 bis Boulevard Beaumarchais, F-75011 Paris, Régent Appareils d'éclairage SA, Siège commercial, Dornacherstrasse 390, Case postale 139, CH-4018 Bâle Suisse, Tél. +33 1 45 72 46 88, Fax +41 61 335 55 96, info.fr@regent.ch **Israel** Regent Lighting Marketing Ltd., 4, Moshe Sharet St., IL-75704 Rishon Letzion, Phone +972 3 962 29 70, Fax +972 3 962 29 98, service@regentlighting.co.il **Italia** Regent Illuminazione s.r.l., Sede legale, Via Vittor Pisani 16, I-20124 Milano, Tel. +39 02 667 183 78, Fax +39 02 673 861 09, info.it@regent.ch **Österreich** Regent Licht GmbH, Karl-Farkas-Gasse 22, A-1030 Wien, Tel. +43 1 879 12 10, Fax +43 1 879 12 09, info@regent-licht.at **India** Regent Lighting Asia Private Limited, A-19, Ground Floor, Sector-64, Noida - 201301, Uttar Pradesh, India, Phone +91 120 404 4600 (North India), +91 120 473 3028 / +91 120 473 3030 (South & West India) info@regent-lighting.in

www.regent.ch



232867.EN